

Michigan

# Giving & Volunteering

Key findings from a 1999 survey  
of Michigan residents.

*A publication of*



Council of Michigan Foundations



Michigan Nonprofit Association

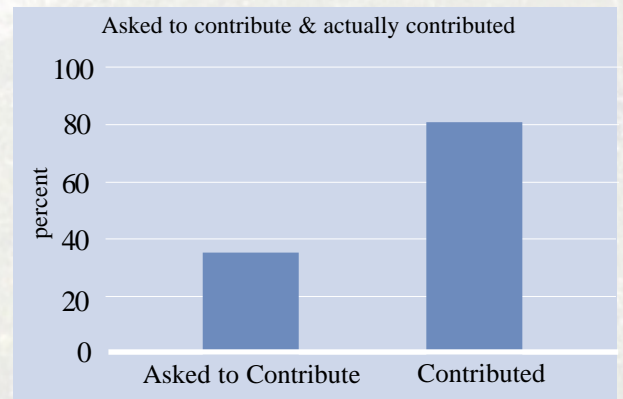
# Giving to charity is a common practice for Michigan residents.

The Council of Michigan Foundations (CMF) and the Michigan Nonprofit Association (MNA) are pleased to present key findings from the first-ever survey on individual giving and volunteering by Michigan residents. **1,457 Michigan residents were surveyed** in late 1999 as part of the State of the State Survey conducted by the Office for Survey Research of the Institute for Public Policy and Social Research at Michigan State University. The full report is available online from CMF and MNA.

## Giving

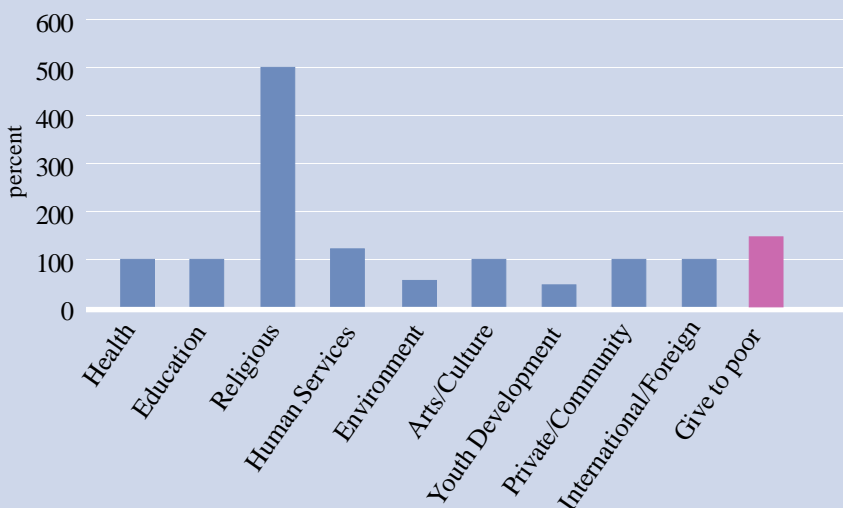
- ◆ More than 80 percent of Michigan's residents contributed to charity in 1999, although only 35.5 percent had been asked to make a donation.
- ◆ Men (82.7 percent) and women (80.2 percent) participated equally in giving.
- ◆ The median annual donation ranged from \$50 to Environment and Youth Development organizations, to \$100 for Health, Education, Arts and Culture, Private/Community Foundations and International, to \$500 for Religious organizations.

More than 50 percent gave to three or more charitable organizations



- ◆ Two-thirds of Michigan residents (66.9 percent) saw no change in giving over the previous year, while 7.6 percent gave less and 25.5 percent gave more.
- ◆ Giving is most prevalent for age groups: 50-59 (90.6 percent); 40-49 (88.2 percent); and 30-39 (83.8 percent).
- ◆ The number giving to charity increases with income, from two-thirds of those earning less than \$29,999 to 98.7 percent of those earning more than \$80,000.
- ◆ Giving was noted by 84.7 percent of White respondents and by 65.2 percent of Black respondents. Black residents (25.7 percent) were less likely to be asked to contribute than White residents (38.9 percent).
- ◆ The number who give to charity tends to increase with education levels, from Less than High School (64.1 percent); to High School Graduate (74.8 percent); Some College (84.8 percent); College Graduate (88.8 percent); and Post-Graduate (87.5 percent).

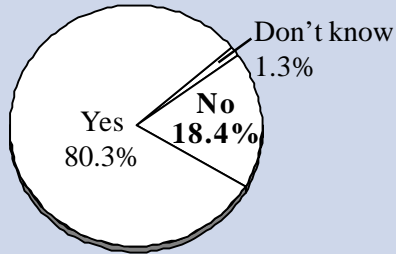
Comparison of the median amount given to different groups



- ◆ There is little variation in charitable giving by political affiliation: Republicans (86.7 percent), Independents (84.5 percent) and Democrats (80.8 percent).

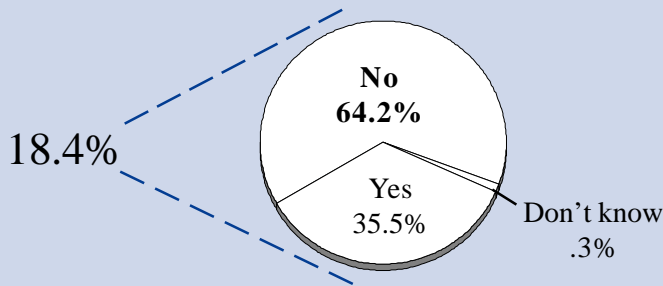
|                     | Percent of giving by AGE |       |       |       |       |       |      |
|---------------------|--------------------------|-------|-------|-------|-------|-------|------|
|                     | 18-24                    | 25-29 | 30-39 | 40-49 | 50-59 | 60-64 | 65+  |
| Give to poor        | 67.2                     | 61.0  | 76.6  | 71.0  | 61.3  | 60.6  | 63.0 |
| Help family members | 43.1                     | 35.2  | 34.8  | 36.4  | 50.6  | 60.0  | 54.9 |

Have you or members of your family or household contributed money and/or property to a charity or nonprofit organization in the past 12 months?



- ◆ Residents in the 30-39 year age group provided more support for the poor, while residents 60-64 years in age are the dominant age group in helping family members.

If you didn't contribute in the past 12 months were you asked to contribute?

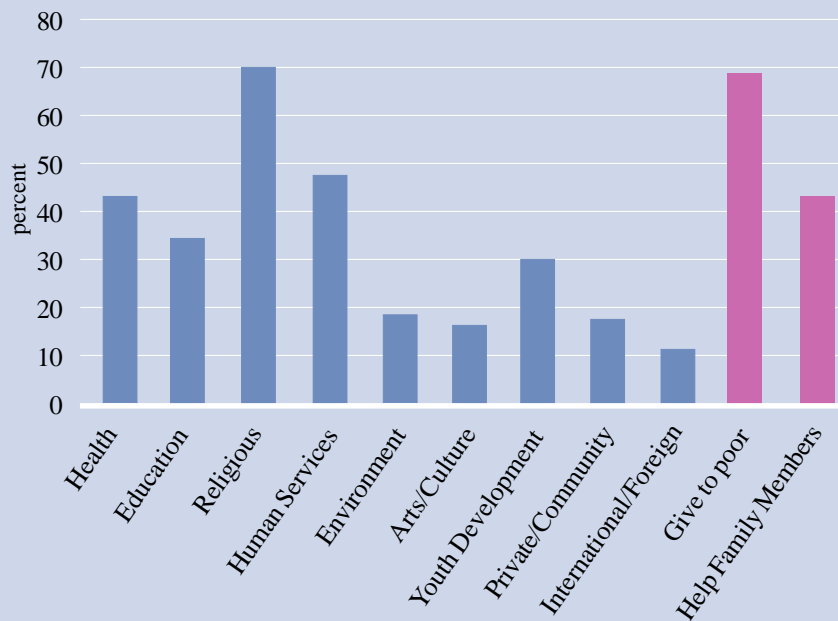


### Average Donation

|                |        |
|----------------|--------|
| International  | \$ 251 |
| Arts/Culture   | 220    |
| Environment    | 199    |
| Foundations    | 275    |
| Youth          | 162    |
| Education      | 403    |
| Health         | 351    |
| Human Services | 355    |
| Religious      | 1,222  |

- ◆ 64.2 percent of those who have not given money or other property to charity in the past 12 months reported they have never been asked.
- ◆ Over two-thirds of those surveyed (67.7 percent) gave to the poor, while 42.9 percent gave to family members.
- ◆ Michigan residents were asked in the survey about the types of groups that they supported. Most often cited were religious organizations, with 70.4 percent of those surveyed giving to religion. In order, support also went to Human Services (47.1 percent); Health (41.7 percent); Education (35 percent); Youth Development (30 percent); Private/Community Foundations (18.4 percent); Environment (18 percent); Arts and Culture (16.4 percent); and International/Foreign nonprofit organizations (11.2 percent).

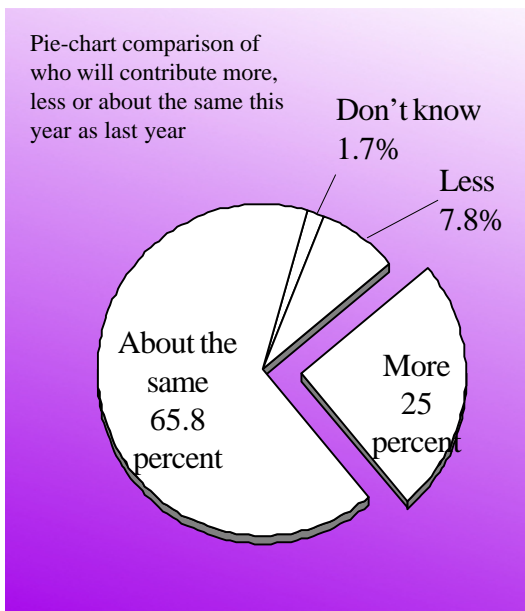
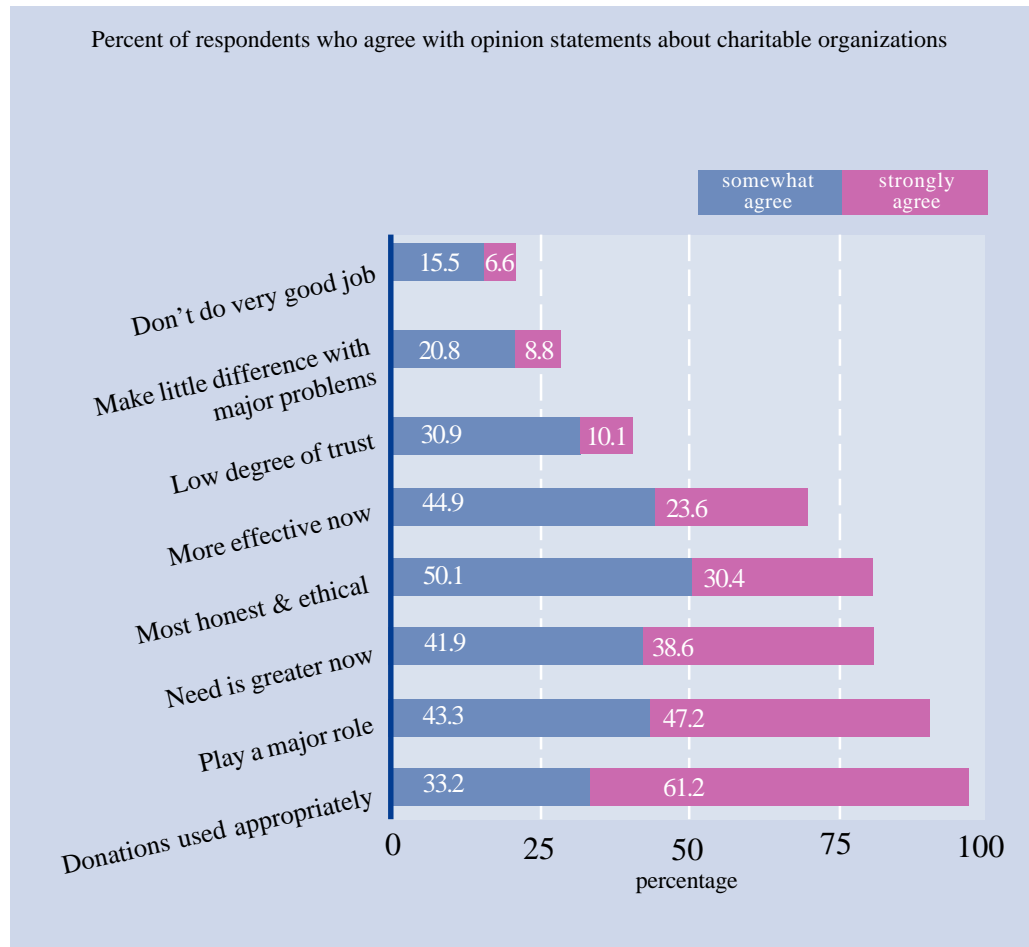
Percentage who donated by type of organization/group



# Confidence and trust in giving

The survey also asked about confidence and trust levels for the nonprofit sector. Among key findings are:

- ◆ Michigan residents feel charities play a major role in their communities; 90.5 percent agreed somewhat or strongly that charities made their communities better places to live.
- ◆ In terms of use of donated funds, 80.5 percent of respondents agreed somewhat or strongly that their donations were used honestly and ethically.



- ◆ Donors (94.4 percent) felt that their funds were put to good use.
- ◆ When asked about the need for charitable organizations, 80.5 percent agreed somewhat or strongly that the need now is greater than five years ago.
- ◆ Charitable organizations are seen as being more effective now than in the past (70.4 percent agreed somewhat or strongly that organizations are more effective).
- ◆ Charitable organizations are seen as making a difference in dealing with major problems (68.5 percent saw charities as making a difference).
- ◆ 25 percent of respondents feel they will give more this year than last year.

# Volunteering is undertaken by many Michigan residents as a way to serve their communities and to assist in the delivery of important services.

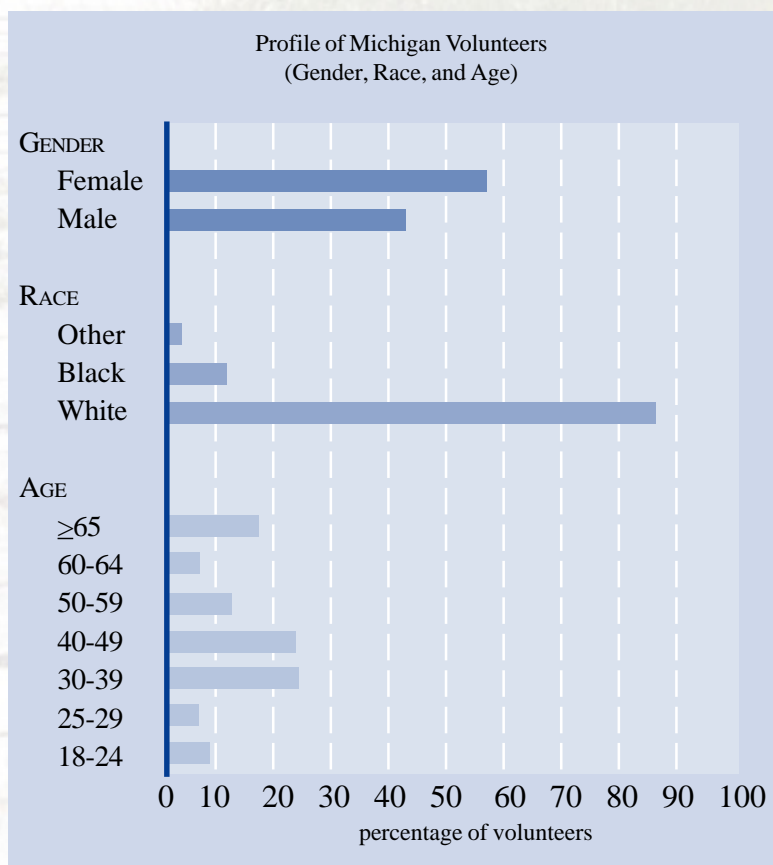
Statewide, 46.7 percent of Michigan adults have volunteered during the past 12 months, with the amount of time provided per month ranging from a high of 11.91 hours per month for community foundations to a low 5.4 hours for political groups. Overall, 54.6 percent said they were volunteering more, 21.0 percent said less, and 23.8 said they were volunteering about the same amount of time as in the past.

## Who volunteers?

In 1999, 46.7 percent of Michigan adults volunteered for at least one organization. The level of volunteering varies by individuals and organizations, for example:

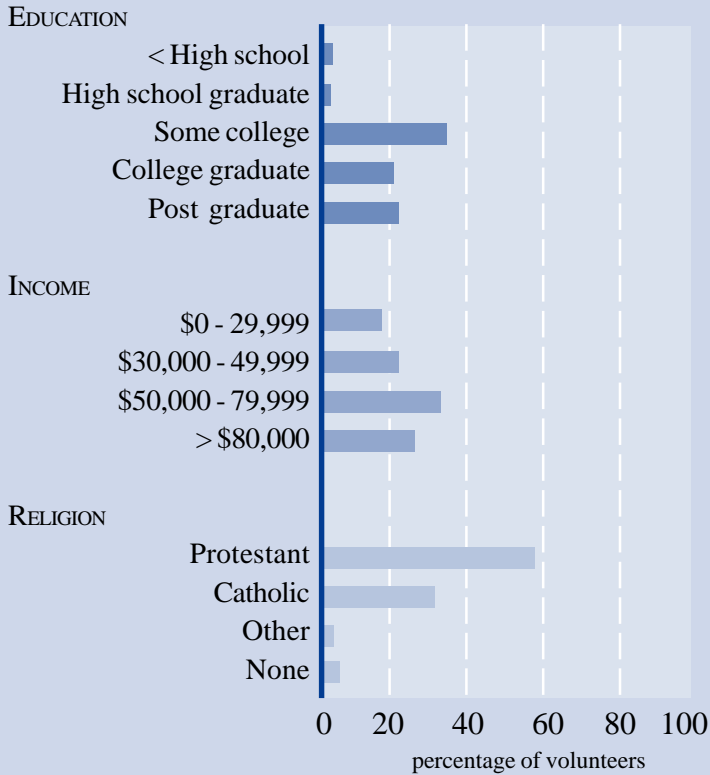
- ◆ Women are more likely to volunteer than men with 57.6 percent of all volunteers being female compared to 42.4 percent male.
- ◆ Michigan residents between the ages of 30-39 (24.4 percent) and 40-49 (23.7 percent) were the most likely to volunteer. Individuals between 25-29 (6.5 percent) and 60-64 (6.0 percent) were least likely to volunteer.
- ◆ The racial profile of volunteers mirrors that of Michigan overall.

Michigan residents between the ages of 30-39 and 40-49 are the most likely to volunteer



- ◆ Having children (or not having children) does not influence levels of volunteering, although having children affects which organizations parents will volunteer to assist.

Profile of Michigan Volunteers  
(Education, Income and Religion)



Of those who volunteered,  
more volunteered for  
religious organizations

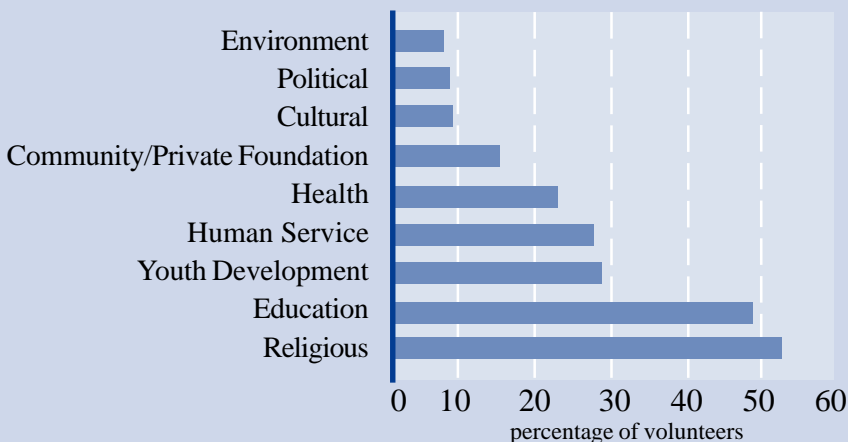
- ◆ Those with full-time jobs or involvement (full-time students are included in this group) were much more likely to volunteer than those with part-time involvement (59.9 percent and 14.5 percent respectively).
- ◆ Members of households with higher incomes are more likely to volunteer. Individuals with a household income of \$50,000 and above accounted for 59.2 percent of all volunteers.
- ◆ The typical volunteer in Michigan is female, Caucasian (white), 30-49 years-old, married, Protestant, middle-class (income \$50,000-79,999), has some college education, and is employed full time.

## Where to volunteer?

There are many organizations and groups that appreciate volunteers. Different organizations have different opportunities for volunteering, and many people volunteer for more than one organization.

- ◆ Of those who volunteer, more volunteered for religious organizations (51.7 percent) than for any other type of organization. Among examples given were working directly with a church or synagogue in a capacity such as a deacon or religious education instructor.
- ◆ The second most popular organizations among volunteers are educational, such as public or private schools, daycare centers and preschools. 48.5 percent of Michigan volunteers donated their time to education over the past year.

Volunteering by Organization



- ◆ Volunteering opportunities were next noted for youth development (28.9 percent of volunteers); human services (27.7 percent); and health organizations (22.9 percent).
- ◆ Lower levels of volunteering occur for community and private foundations (14.9 percent); cultural organizations (8.5 percent); political organizations (8.2 percent); and environmental organizations (7.4 percent).

## Who doesn't volunteer?

The survey also provides valuable information about those who did not volunteer in the past year.

- ◆ Non volunteers are
  - slightly more likely to be men than women (50.1 and 49.9 percent),
  - more likely to be younger (34.6 percent are under the age of 29),
  - single (26.3 percent),
  - low income (30.1 percent have incomes less than \$29,999), and
  - have a high school education or less (45.0 percent).

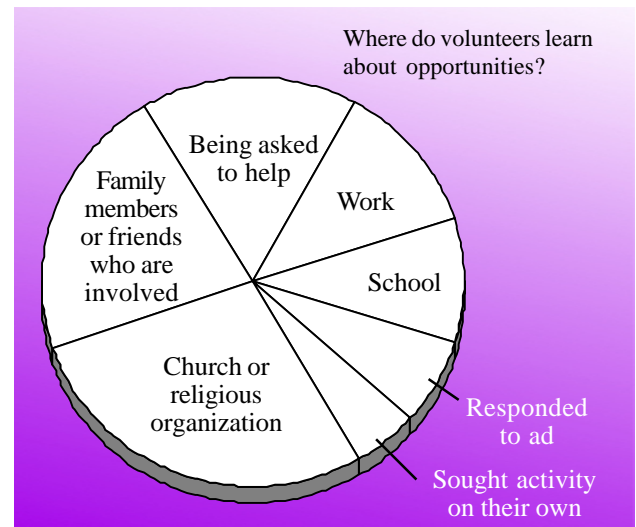
Additional findings include:

- ◆ The majority of those who did not volunteer in the past year (81.3 percent) reported that they had not been asked to volunteer. Overall, half of those (55.5 percent) said that they had been volunteers in the past.
- ◆ Almost three-fourths of all women who were not asked to volunteer in the past year were volunteers at some point in their lives.
- ◆ Over 90 percent of homemakers/retirees who did not volunteer in the past year did so in prior years.

## How do volunteers learn about opportunities?

How do volunteers and organizations find each other?

- ◆ When asked about where they learned about volunteering opportunities,
  - 28.1 percent indicated they got involved through their church or another religious organization,
  - 21.5 percent became involved through family members or friends already involved in the organization,
  - 16.8 percent reported that they were asked to become involved,
  - 11.8 percent found out about opportunities through work or school (9.7 percent),
  - A small percentage of people said that they responded to an ad on the television, radio, or in the newspaper, and
  - Less than five percent said that they sought the activity on their own.



VOLUNTEER CENTERS OF  
**MICHIGON**

## Interested in volunteering?

Volunteer Centers mobilize people and resources to deliver creative solutions to community problems by connecting interested volunteers with agencies and services in need of help. If you would like more information on volunteering in your community, contact your local Volunteer Center or visit our Web site [www.vcm.mna.msu.edu](http://www.vcm.mna.msu.edu) or call 1-800-VOLUNTEER.



**Council of Michigan Foundations**

P.O. Box 599

Grand Haven, MI 49417

616/842-7080 • Fax: 616/842-1760 • [www.cmif.org](http://www.cmif.org)

The Council of Michigan Foundations (CMF) is an association of foundations and corporations which make grants for charitable purposes. As a membership organization, our mission is to enhance, to improve, and to increase philanthropy in Michigan.



**Michigan Nonprofit Association**

29 Kellogg Center

East Lansing, MI 48824-1022

517/353-5038 • Fax: 517/355-3302 • [www.mna.msu.edu](http://www.mna.msu.edu)

The Michigan Nonprofit Association (MNA) promotes the awareness and effectiveness of the nonprofit sector and advances the cause of volunteerism and philanthropy in the state of Michigan.

---

*Prepared by:*

Mark I. Wilson, Ph.D.

Nonprofit Michigan Project

Institute for Public Policy and Social Research

Michigan State University

*We are pleased to acknowledge the following for their contribution:*

*Data analysis*

Karen Clark

Debra Rusz

*Layout, Design & Editing*

Judy M. Carl

*Editing*

Barbara A. Dryer

Jeri L. Fischer

---



This publication is part of the ConnectMichigan Initiative. ConnectMichigan is supported by the Council of Michigan Foundations, Department of Consumer Industry Services, the Lovelight Foundation, Michigan Community Service Commission, Michigan Nonprofit Association, United Way of Michigan and Volunteer Centers of Michigan.

The full report of *Michigan: Giving & Volunteering* is available on both the CMF and MNA Web sites.